

The background is a dark, textured surface with large, overlapping organic shapes in shades of blue, purple, and grey. Scattered throughout are numerous small white dots, some forming faint, curved paths, suggesting a data visualization or a map of celestial objects.

Session 3: Visualizing and Presenting the Data Story Using Open Data

An example

Wende A. Mix Ph.D.

Visualization



- Maps
 - Spatial data required
 - Meaningful symbolization of data
 - Static, interactive
- Charts/Graphs
 - Traditional pie and bar charts, line graphs.....
 - Modern graphics?
- Text
 - Story telling using text, charts, maps
- Dashboards – combine and link maps, charts, and text behaviors

Question?

How many people in Erie County and/or New York State may be eligible for the Affordable Connectivity Act?

Who Is Eligible for the Affordable Connectivity Program?

- Has an income that is at or below 200% of the federal poverty guidelines; or.
- Participates in certain assistance programs, such as SNAP, Medicaid, Federal Public Housing Assistance, SSI, WIC, or Lifeline;

[More items...](#) • Jan 26, 2022

<https://www.fcc.gov/acp>

[Affordable Connectivity Program - Federal Communications ...](#)

Define Eligibility to Understand Data Needs

Who Is Eligible for the Affordable Connectivity Program?

A household is eligible if **a member of the household** meets **at least one** of the criteria below:

- Has an income that is at or below 200% of the [federal poverty guidelines](#); or
- Participates in certain assistance programs, such as SNAP, Medicaid, Federal Public Housing Assistance, SSI, WIC, or [Lifeline](#);
- Participates in Tribal specific programs, such as Bureau of Indian Affairs General Assistance, Tribal TANF, or Food Distribution Program on Indian Reservations;
- Is approved to receive benefits under the free and reduced-price school lunch program or the school breakfast program, including through the USDA Community Eligibility Provision in the 2019-2020, 2020-2021, or 2021-2022 school year;
- Received a Federal Pell Grant during the current award year; or
- Meets the eligibility criteria for a participating provider's existing low-income program.

Learn More:

- [Consumer FAQ](#)
- [Lookup Participating Providers](#)
- [Consumer Outreach Toolkit](#)
- [Submit an ACP Complaint](#)

200% Poverty Guidelines

2022 Poverty Guidelines: 48 Contiguous States (all states except Alaska and Hawaii)

Per Year

Household/ Family Size	25%	50%	75%	100%	125%	133%	135%	138%	150%	175%	180%	185%	200%	225%
1	\$3,398	\$6,795	\$10,193	\$13,590	\$16,988	\$18,075	\$18,347	\$18,754	\$20,385	\$23,783	\$24,462	\$25,142	\$27,180	\$30,578
2	\$4,578	\$9,155	\$13,733	\$18,310	\$22,888	\$24,352	\$24,719	\$25,268	\$27,465	\$32,043	\$32,958	\$33,874	\$36,620	\$41,198
3	\$5,758	\$11,515	\$17,273	\$23,030	\$28,788	\$30,630	\$31,091	\$31,781	\$34,545	\$40,303	\$41,454	\$42,606	\$46,060	\$51,818
4	\$6,938	\$13,875	\$20,813	\$27,750	\$34,688	\$36,908	\$37,463	\$38,295	\$41,625	\$48,563	\$49,950	\$51,338	\$55,500	\$62,438
5	\$8,118	\$16,235	\$24,353	\$32,470	\$40,588	\$43,185	\$43,835	\$44,809	\$48,705	\$56,823	\$58,446	\$60,070	\$64,940	\$73,058
6	\$9,298	\$18,595	\$27,893	\$37,190	\$46,488	\$49,463	\$50,207	\$51,322	\$55,785	\$65,083	\$66,942	\$68,802	\$74,380	\$83,678
7	\$10,478	\$20,955	\$31,433	\$41,910	\$52,388	\$55,740	\$56,579	\$57,836	\$62,865	\$73,343	\$75,438	\$77,534	\$83,820	\$94,298
8	\$11,658	\$23,315	\$34,973	\$46,630	\$58,288	\$62,018	\$62,951	\$64,349	\$69,945	\$81,603	\$83,934	\$86,266	\$93,260	\$104,918
9	\$12,838	\$25,675	\$38,513	\$51,350	\$64,188	\$68,296	\$69,323	\$70,863	\$77,025	\$89,863	\$92,430	\$94,998	\$102,700	\$115,538
10	\$14,018	\$28,035	\$42,053	\$56,070	\$70,088	\$74,573	\$75,695	\$77,377	\$84,105	\$98,123	\$100,926	\$103,730	\$112,140	\$126,158
11	\$15,198	\$30,395	\$45,593	\$60,790	\$75,988	\$80,851	\$82,067	\$83,890	\$91,185	\$106,383	\$109,422	\$112,462	\$121,580	\$136,778
12	\$16,378	\$32,755	\$49,133	\$65,510	\$81,888	\$87,128	\$88,439	\$90,404	\$98,265	\$114,643	\$117,918	\$121,194	\$131,020	\$147,398
13	\$17,558	\$35,115	\$52,673	\$70,230	\$87,788	\$93,406	\$94,811	\$96,917	\$105,345	\$122,903	\$126,414	\$129,926	\$140,460	\$158,018
14	\$18,738	\$37,475	\$56,213	\$74,950	\$93,688	\$99,684	\$101,183	\$103,431	\$112,425	\$131,163	\$134,910	\$138,658	\$149,900	\$168,638

Lifeline

How Lifeline Works

Lifeline provides up to a \$9.25 monthly discount on service for eligible low-income subscribers and up to \$34.25 per month for those on Tribal lands. Subscribers may receive a Lifeline discount on either a wireline or a wireless service, but they may not receive a discount on both services at the same time. Lifeline also supports broadband Internet service and broadband-voice bundles. FCC rules prohibit more than one Lifeline service per household.

Lifeline is available to eligible low-income consumers in every state, commonwealth, territory, and on Tribal lands. The Lifeline program is administered by the Universal Service Administrative Company (USAC). USAC is responsible for helping consumers apply for the program, understand eligibility requirements, and keep their benefit current through an annual recertification process. [USAC's website](#) provides additional information regarding the program, including program requirements.

To participate in the Lifeline program, consumers must either have an income that is at or below 135% of the [Federal Poverty Guidelines](#) or participate in certain federal assistance programs, such as the Supplemental Nutrition Assistance Program (SNAP), Medicaid, Federal Public Housing Assistance, Supplemental Security Income, the Veterans and Survivors Pension Benefit, or certain Tribal Programs. You can see if you are eligible by reviewing the information available at lifelinesupport.org (click "Do I Qualify?").

Based on Your Income

You can get Lifeline if your income is 135% or less than the Federal Poverty Guidelines (see the table below). The guideline is based on your household size and state.

The table below reflects 135% of the 2021 Federal Poverty Guidelines.

Household Size	48 Contiguous States, D.C., and Territories	Alaska	Hawaii
1	\$17,388	\$21,722	\$20,007
2	\$23,517	\$29,390	\$27,054
3	\$29,646	\$37,058	\$34,101
4	\$35,775	\$44,726	\$41,148
5	\$41,904	\$52,394	\$48,195
6	\$48,033	\$60,062	\$55,242
7	\$54,162	\$67,730	\$62,289
8	\$60,291	\$75,398	\$69,336
For each additional person, add:	\$6,129	\$7,668	\$7,047

You may have to show proof of income, like a tax return or three consecutive pays stubs, when you apply for Lifeline.

Based on If You Use SNAP, Medicaid, or Other Programs

Federal Assistance Programs

You can get Lifeline if you (or someone in your [household](#)) participate in one of these programs:

- Supplemental Nutrition Assistance Program (SNAP), formerly known as Food Stamps
- Medicaid
- Supplemental Security Income (SSI)
- Federal Public Housing Assistance (FPHA)
- Veterans Pension and Survivors Benefit

You may have to show proof of participation, like a benefit letter or official document, when you apply for Lifeline.

Lifeline Qualification Information

Lifeline Qualification Information

Tribal Assistance Programs

If you live on Tribal lands, you can get Lifeline if your household income is at or below 135% of the Federal Poverty Guidelines, or if you (or someone in your household) participate in:

- Any of the federal assistance programs listed above
- Bureau of Indian Affairs General Assistance
- Head Start (only households meeting the income qualifying standard)
- Tribal Temporary Assistance for Needy Families (Tribal TANF)
- Food Distribution Program on Indian Reservations

You may have to show proof of participation, like a benefit letter or official document, when you apply for Lifeline. [Learn more about the Tribal Benefit.](#)

Qualify Through Your Child or Dependent

You can get Lifeline if your child or dependent participates in any of the programs listed above.

School Food Programs

Community Eligibility Provision (CEP)	
Meal Categories	Eligibility
Free	Income up to 130% of poverty (\$34,060 for a family of 4 annually)
Reduced (no charge to student)	Income up to 185% of poverty (\$48,470 for a family of 4 annually)
Full price* - paid by family	Income over 185% of poverty (\$48,470 for a family of 4 annually)
https://otda.ny.gov › workingfamilies › schoollunch ⋮ School Breakfast and Lunch Programs OTDA - NY.gov	

<https://otda.ny.gov/workingfamilies/schoollunch.asp>

Data

Tribal Lands Data

Census

My Tribal Area

Enter name of Tribal Area

OR


1. Select a State

2.

People Jobs Housing Economy Education

The Census Bureau collects data for the American Indian and Alaska Native (AIAN) population and publishes specific counts, estimates, and statistics. My Tribal Area gives you quick and easy access to selected statistics from the [American Community Survey \(ACS\)](#). The ACS provides detailed demographic, social, economic, and housing statistics every year for the nation's communities. My Tribal Area is powered by the [Census Application Programming Interface \(API\)](#).

Source: 2015-2019 American Community Survey 5-Year Estimates



Data Needs and Compatibility

Participation in SNAP and
other public assistance
programs

Poverty level (135% and
200%)

School Food Programs

Tribal Lands

Spatial Resolution?

- Counties
 - Lower margin of error, do not need to map
- County Subdivisions
- Census tracts
 - Higher margin of error, need to map to visualize data

Universal Service Administrative Co.



Connecting Millions
to Broadband
Services

The **Universal Service Fund** helps communities and people across the U.S. stay connected to the information, resources, and care they need.



USAC administers the Universal Service Fund under the direction of the Federal Communications Commission (FCC).

<https://www.usac.org/>

USAC Open Data

[USAC Open Data](#)

[Dataset Catalog](#) ▾

[Video Trainings](#)

[Release Notes](#)

[FAQs](#)

USAC Open Data

Sharing the data of the universal service programs

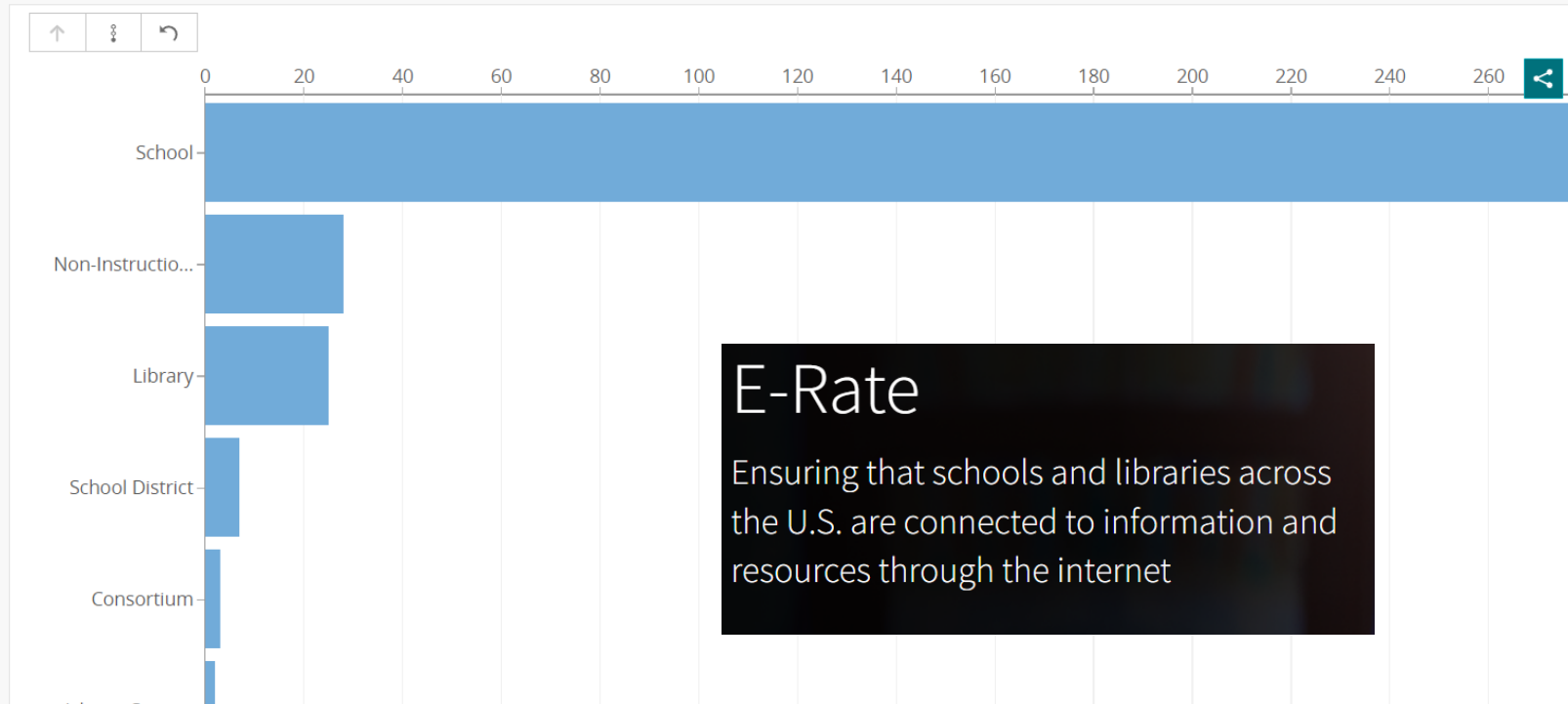
E-Rate Data

E-Rate Entity Search Tool

E-Rate

Export

More Info ▾



▼ Filters (2)



Clear All

Entity Type

Select...



Physical State

NY



Physical City

Buffalo



Entity Name

Select...



Entity Number

Select...



Parent Entity Name

Select...



Parent Entity Number

Select...



Status

Select...



Last Updated

Select...



E-Rate

Ensuring that schools and libraries across the U.S. are connected to information and resources through the internet

Lifeline Data

Lifeline Disbursements Tool Lifeline

Less Info ^

This dataset provides information about total dollars disbursed to Eligible Telecommunication Carriers (ETCs) within the Lifeline Program by month and year since January 2018.

Based on *Lifeline Disbursements*

High-Cost Tools

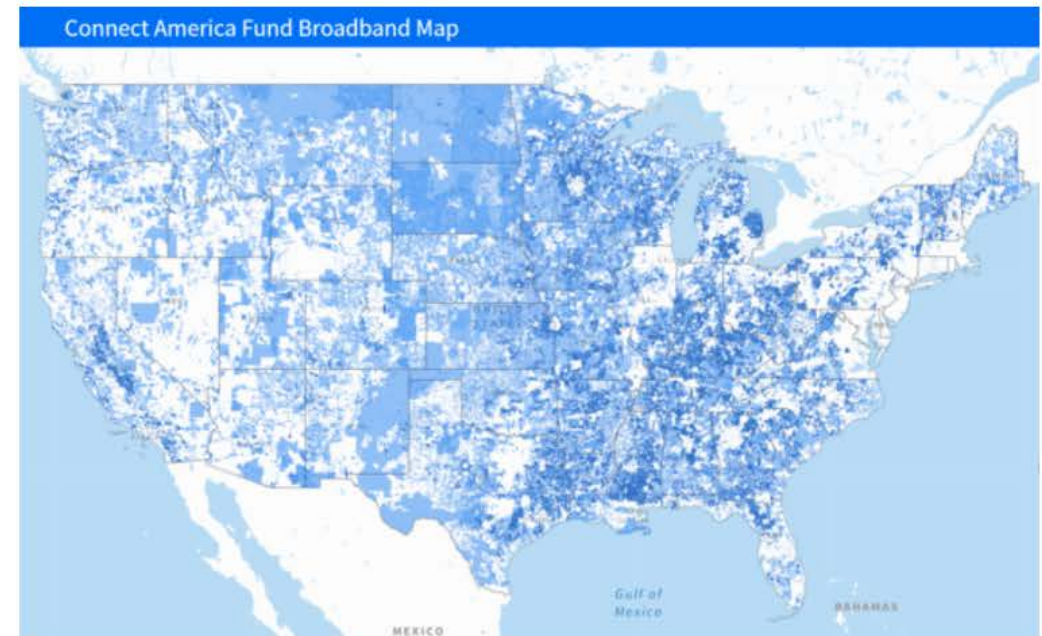
Featured Tool

[The Connect America Fund Broadband Map \(CAF Map\)](#)

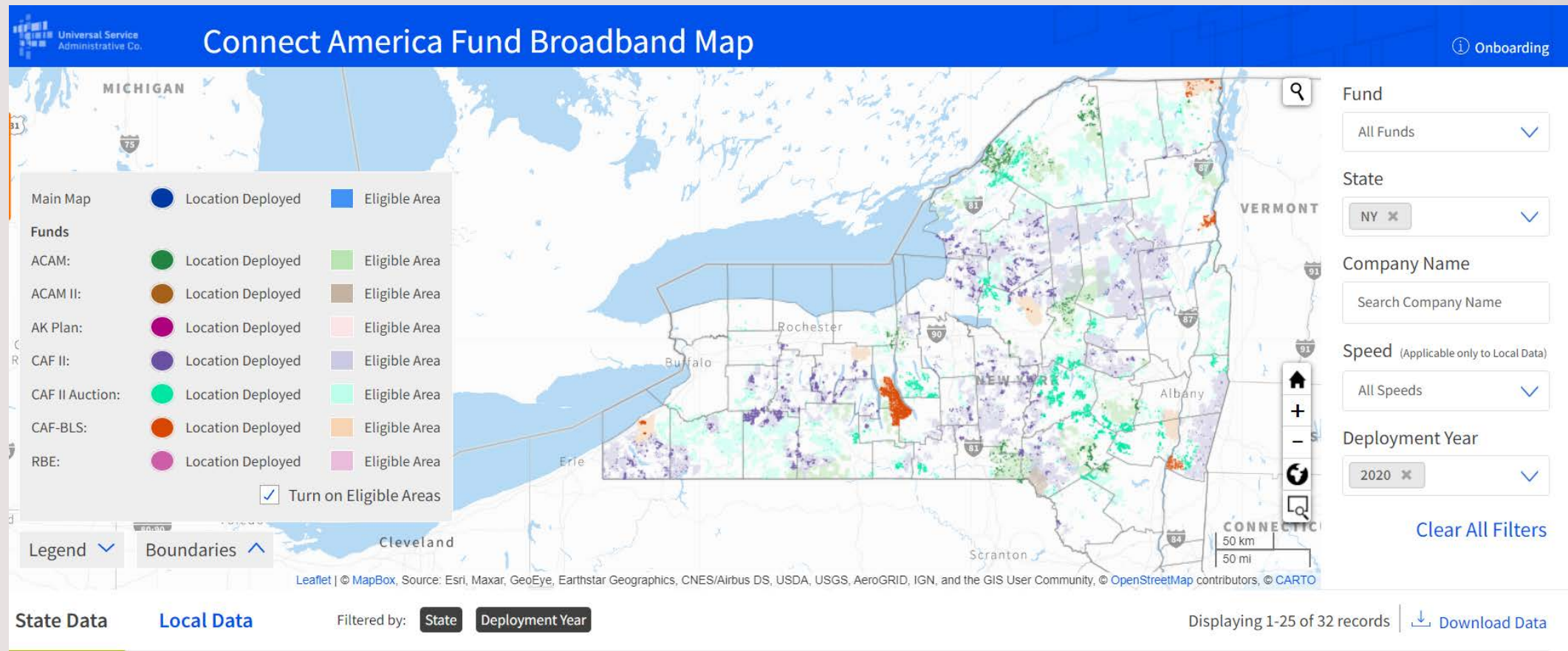
This dataset serves as the foundation for the Connect America Fund Broadband Map (CAF Map), which displays the geographic areas eligible for CAF support, as well as the specific fixed locations where carriers participating in the program have built out broadband service.

The information in the CAF Map comes directly from carriers, which submit broadband deployment data annually through USAC's High Cost Universal Broadband (HUBB) portal.

The current CAF Map is based on data certified in the HUBB as of December 31, 2020 deployment. USAC independently verifies deployment to a random sample of reported locations each year to monitor carrier compliance with CAF build-out obligations, but not all data in the map has been subject to this review.



New York, 2020



SNAP Data – Census SAIPE

- Small Area Income and Poverty Estimates Program
- Single-year estimates
- States, counties, and school districts (school-age children in poverty)
- Models use data from IRS income tax and USDA SNAP

SNAP Benefits Recipients

The Supplemental Nutrition Assistance Program (SNAP) is the name for what was formerly known as the federal Food Stamp Program, as of October 1, 2008.

SNAP is a low-income assistance program that is uniform in its eligibility requirements and benefit levels across states (except for Alaska and Hawaii). While the definitions of income, household composition, and the resource income cutoffs are different from those used in the official measure of poverty, a household's eligibility for the program is determined by a standard that is tied to the poverty level.

Census data tools

Explore Census Data - <https://data.census.gov/cedsci/>

The screenshot displays the Census Bureau's data exploration tool interface. At the top, the "United States Census Bureau" logo is on the left, and a search bar with a magnifying glass icon and the text "Advanced Search" is on the right. Below the header, a navigation bar contains tabs for "All", "Tables" (which is highlighted), "Maps", and "Pages". On the far right of this bar are links for "Microdata", "Help", "FAQ", and "Feedback".

The main content area is divided into three sections. On the left is a sidebar with a "Filters (2)" section showing "All Counties within New York" and "SNAP/Food Stamps". Below this is a "Find a Filter" section with a search bar and categories: "Codes", "Geography", "Surveys", "Topics" (highlighted), and "Years".

The central section is titled "Income and Poverty / Income and Earnings / Select Income and Earnings". It contains a list of checkboxes: "Cash Assistance and Social Insurance", "Earnings (Individuals)", "Income (Households, Families, Individuals)", "Income and Earnings", and "SNAP/Food Stamps" (which is checked).

On the right is a "26 Results" section. It includes a "Download tables" link and a "View: 10 | 25 | 50" selector. Below this are three result cards, each from the "American Community Survey":

- S2201 | FOOD STAMPS/SUPPLEMENTAL NUTRITION ASSISTANCE PROGRAM (SNAP)** with a "View All 20 Products" link.
- B09010 | RECEIPT OF SUPPLEMENTAL SECURITY INCOME (SSI), CASH PUBLIC ASSISTANCE INCOME, OR FOOD STAMPS/SNAP IN THE PAST 12 MONTHS BY HOUSEHOLD TYPE FOR CHILDREN UNDER 18 YEARS IN HOUSEHOLDS** with a "View All 20 Products" link.
- B19058 | PUBLIC ASSISTANCE INCOME OR FOOD STAMPS/SNAP IN THE PAST 12 MONTHS FOR HOUSEHOLDS** with a "View All 20 Products" link.

At the bottom, a partial result card for **B19123 | FAMILY SIZE BY CASH PUBLIC ASSISTANCE** is visible.